

Getting there **4**

# 境港駅

SAKAI MINATO Sta.

Check how to get from Sakaiminato Station to tourist destinations!

From here you can walk to Mizuki Shigeru Road, which is lined with bronze statues of yokai (spirit-monsters) that appear in the manga "GeGeGe no Kitaro." Go to Yuushien Garden, with its peony display, by bus!

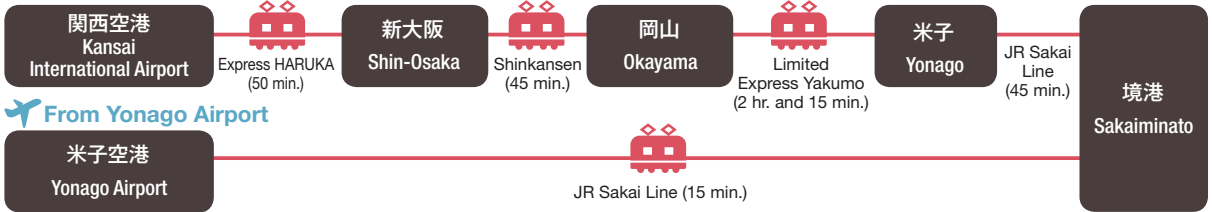
## Getting to Sakaiminato Station

The routes

JR Timetable




### From Kansai International Airport



### From Yonago Airport



## Getting from the ticket gate to the bus terminal



### Train station ticket gate

After you go out the ticket gate, there is an exit to the bus terminal straight ahead. Characters from "GeGeGe no Kitaro" will be there to greet you.



### Full view of the terminal

The moment you stop outside the station you will see the bus terminal. There is only one bus boarding area.



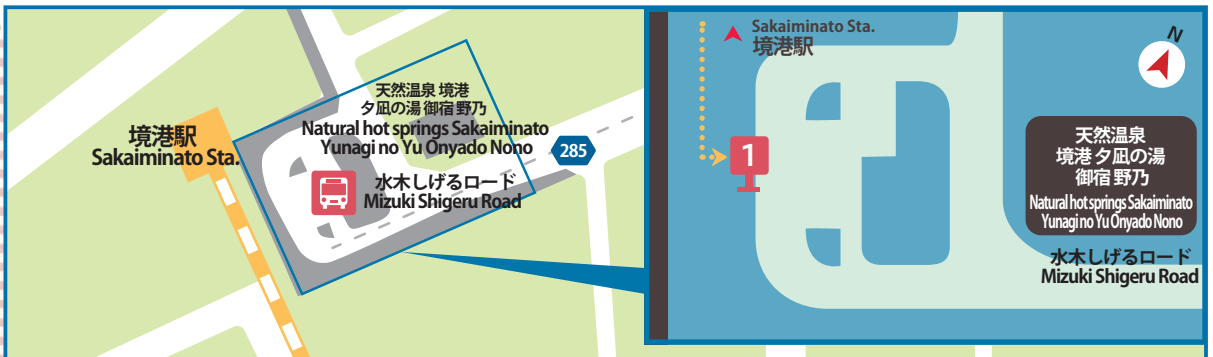
### Bus guidance map

If you don't know how to get to your destination, check at the Sakaiminato City Tourist Information Center next to the terminal.



### Boarding the bus

When going to Yuushien Garden by bus, board the Matsue and Sakaiminato shuttle bus bound for Matsue.



## Getting to tourist spots

境港  
Sakaiminato

Ichibata Bus's Matsue and Sakaiminato shuttle bus bound for Matsue (15 min.)



A short walk




由志園  
Yuushien

A short walk



### 水木しげるロード Mizuki Shigeru Road

Bronze statues of yokai (spirit-monsters) that appear in the manga "GeGeGe no Kitaro" stand in a row. This is a fun area with many shops that have a yokai motif.



©Mizuki Productions

This is a Japanese garden that displays peonies, a flower that is popular to grow in Shimane prefecture. The 30,000 peonies in the garden pond in the photo are on display from late April to early May.

### 由志園 Yuushien Garden



### Timetable of buses departing from Sakaiminato Station



一畑バス松江  
境港シャトル  
バス  
Ichibata Bus's  
Matsue and  
Sakaiminato  
shuttle bus

### Area map

